



**STATUS OF GIRLS EDUCATION IN
PUNJAB**
November, 2021

ABSTRACT

This report explores the status of girls education in the province of Punjab, Pakistan, with special emphasis on the gender gap between male and female children. The report gives a district wise breakdown of all 36 districts of Punjab, primarily highlighting the status in four distinct categories:

- a) **Out of School Children:** the percentage of primary-school-age children who are not enrolled in primary or secondary school.
- b) **Enrolment in Public/Private schools:** Out of the school going children, what percentage goes to what type of school.
- c) **Missing Facilities:** The status of facilities available.
- d) **Gender Wise Comparison:** Ratio of girls to boys in primary, secondary and tertiary education. GPI below 1 = favours males, 1.00 shows equality and above 1 favours females.

The purpose of this report is to bring the status of education, specifically girls' education, on the agenda of the Pakistani citizens, media, government, students, corporate entities, and other concerned stakeholders. Hence, targeted action can be taken in order to effectively improve the status of girls' education in Pakistan. This step would not only give the women of Pakistan a better chance of improving their lives but would also drastically improve Pakistan's performance on different indexes like the Human Development Index and Gender Disparity Index.

The facts and figures used in this report have been compiled by studying government reports like the Annual Status of Education Report, District Education Profile, etc.

OVERVIEW OF PUNJAB

The Province of Punjab is the most densely populated province of Pakistan, with an overall population of about 110,000,000 individuals. It covers an area of 2,05,345 square kilometres which is nearly a quarter of the total area of Pakistan. Under the National Finance Commission Award, Punjab was allocated Rs. 1.69 trillion out of the total revenues of the federal government in 2021-22. Out of all the provinces, Punjab received the largest chunk of the National Revenue. Furthermore, Punjab's finance minister declared that the province was able to collect Rs. 359 billion and experienced a surplus of Rs. 125 billion in the fiscal year of 2021-22. Based on this strong financial performance, The Punjab Govt was able to allocate Rs. 442 billion towards the education sector.

According to the District Education Profile 2011-12, Punjab is home to 57,998 public sector educational institutions (Primary, Middle, High, Higher Sec). While there are 29,936 such institutions for boys, there are only 28,062 for girls: a stark difference of 1,874 educational institutions. This difference is further seen in the overall enrolment of the genders, as 5,717,667 boys are enrolled in some stage of education whereas the number of girls is much lower and stands at 4,884,218 enrolments.

DISTRICT ATTOCK

Out of School Children

In the district of Attock the percentage of out of school girls is 12.6%. On the other hand, the percentage of out of school boys is 8.2%. This means that a greater number of boys are attending school and attaining formal education as compared to girls.

Types of Schools

Out of the enrolled children, 56.8% girls go to public schools and 28.6% of them go to private schools. On the other hand, 57.8% boys go to public schools and 32.6% of them go to private schools.

Missing Facilities

- i. 79.2% institutions have Electricity
- ii. 92.3% institutions have boundary wall
- iii. 87.3% institutions have toilets for students
- iv. 87.1% institutions have drinking water

Gender Wise Comparison

Attock is ranked as the 16th out of 36 districts in terms of Gender disparity. The GPI for Attock district is 0.553. This is quite a low measure and clearly indicates that there is great gender disparity (in favour of males) in terms of education.

DISTRICT BAHWALNAGER

Out of School Children

Out of the large number of out of school children in this district, a huge proportion is of out of school girls; specifically, 30.9%. Where as only 24.2% are out of school boys.

Types of Schools

Out of the enrolled children, 48.8% girls go to public schools and 16.6% of them go to private schools. On the other hand, 58.3% boys go to public schools and 15.2% of them go to private schools.

Missing Facilities

- v. 56.3% institutions have Electricity
- vi. 80.0% institutions have boundary wall
- vii. 78.2% institutions have toilets for students
- viii. 87.4% institutions have drinking water

Gender Wise Comparison

The district of Bahawalnager performed moderately on the Gender Parity Index with a ranking of 18th province out of 36. Its score was also 0.532 which indicates great gender disparity in the favour of boys.

DISTRICT BAHWALPUR

Out of School Children

This district has the largest percentage of out of school girls i.e., 44.2%. This figure is even more depressing when compared with the 35.8% out of school boys. Illiteracy is at a peak in Bahawalpur, and it is affecting girls of the region, the most.

Types of Schools

Out of the enrolled children, 26.4% girls go to public schools and 26.1% of them go to private schools. On the other hand, 32.7% boys go to public schools and 26.1% of them go to private schools.

Missing Facilities

- ix. 61.3% institutions have Electricity
- x. 82.4% institutions have boundary wall
- xi. 86.6% institutions have toilets for students
- xii. 93.0% institutions have drinking water

Gender Wise Comparison

Out of all 36 districts of Punjab, the district of Bahawalpur was ranked as the 25th province in terms of gender parity. This is because of its low performance on the GPI i.e. 0.504. The score reflects that there is a larger ratio of boys compared to girls in educational institutions of all levels.

DISTRICT BHAKKAR

Out of School Children

In Bhakkar, 30.7% girls are out of school, however the percentage for boys is much lower and is recorded as 20.1%. The gap between these figures is quite large and contributes in the unequal conditions the female gender faces.

Types of Schools

Out of the enrolled children, 44.2% girls go to public schools and 22.5% of them go to private schools. On the other hand, 54.1% boys go to public schools and 23% of them go to private schools.

Missing Facilities

- xiii. 62.9% institutions have Electricity
- xiv. 82.9% institutions have boundary wall
- xv. 78.6% institutions have toilets for students
- xvi. 96.5% institutions have drinking water

Gender Wise Comparison

Unfortunately, Bhakkar is one of the least performing districts in terms of gender parity. It has an extremely low GPI of 0.378 which is the third worst in the province.

DISTRICT CHAKWAL

Out of School Children

This district has one of the lowest illiteracy rates in the province. Only 7.2% of girls are out of school and 7.8% boys. This indicates overall high literacy and lack of gender inequality.

Types of Schools

Out of the enrolled children, 53.1% girls go to public schools and 39.6% of them go to private schools. On the other hand, 51.8% boys go to public schools and 40.3% of them go to private schools.

Missing Facilities

- xvii. 83.3% institutions have Electricity
- xviii. 93.3% institutions have boundary wall
- xix. 87.1% institutions have toilets for students
- xx. 89.8% institutions have drinking water

Gender Wise Comparison

Chakawal is one of the top 10 districts in terms of Gender Parity. It has a score of 0.604 on the GPI which is far from ideal but in comparison to other districts is a higher rank.

DISTRICT CHINIOT

Out of School Children

In Chiniot, 30.2% of out of school children are girls whereas only 23.3% are boys.

Types of Schools

Out of the enrolled children, 50.5% girls go to public schools and 18.9% of them go to private schools. On the other hand, 56.3% boys go to public schools and 18.8% of them go to private schools.

Missing Facilities

- xxi. 59.7% institutions have Electricity
- xxii. 81.2% institutions have boundary wall
- xxiii. 86.8% institutions have toilets for students
- xxiv. 96.9% institutions have drinking water

Gender Wise Comparison

Chiniot is one of the bottom 10 districts in terms of Gender Parity. It has a score of 0.409 on the GPI which is a very low score and indicates gender disparity in the favour of boys.

DISTRICT DERA GHAZI KHAN

Out of School Children

Types of Schools

Missing Facilities

- xxv. 24.4% institutions have Electricity
- xxvi. 55.7% institutions have boundary wall
- xxvii. 46.6% institutions have toilets for students
- xxviii. 64.9% institutions have drinking water

Gender Wise Comparison

The district of Dera Ghazi Khan also faces gender disparity to a large extent as it ranked 27th out of the 36 districts for gender parity. With a score of 0.470 on the GPI it is evident that girls of the district face massive gender disparity.

DISTRICT FAISALABAD

Out of School Children

Enrolment in this district is not very high leading to a lot of out of school children. 22.3% girls are out of school and 17.6% boys are also out of school. While both figures show high illiteracy, we can see it affects girls more.

Types of Schools

Out of the enrolled children, 43.1% girls go to public schools and 33.3% of them go to private schools. On the other hand, 49.6% boys go to public schools and 32.3% of them go to private schools.

Missing Facilities

- xxix. 89.4% institutions have Electricity
- xxx. 90.6% institutions have boundary wall
- xxxi. 90.7% institutions have toilets for students
- xxxii. 97.3% institutions have drinking water

Gender Wise Comparison

The district of Faisalabad managed to score relatively higher on the GPI with a score of 0.656. This score is higher than the average maintained in the province hence the district has been ranked 5th out of 36 districts on Gender Parity.

DISTRICT GUJRANWALLA

Out of School Children

Gujranwalla experiences a relatively higher literacy rate with only 13.4% out of school girls and 13% out of school boys.

Types of Schools

Out of the enrolled children, 47% girls go to public schools and 39% of them go to private schools. On the other hand, 43.2% boys go to public schools and 42.6% of them go to private schools.

Missing Facilities

xxxiii. 70.4% institutions have Electricity

xxxiv. 88.3% institutions have boundary wall

xxxv. 73.7% institutions have toilets for students

xxxvi. 91.8% institutions have drinking water

Gender Wise Comparison

Gujranwala scored a high score of 0.702 on the GPI, thus making it the 3rd best district in the province of Punjab, in terms of gender parity. This score shows that while some level of gender disparity still exists, the gap between boys and girls is not that huge.

DISTRICT GUJRAT

Out of School Children

In Gujrat, 14.3% girls are out of school, where as 12.6% boys are out of school. These numbers are relatively lower than the average percentage of out of school children in the province of Punjab overall.

Types of Schools

Out of the enrolled children, 56.7% girls go to public schools and 28.6% of them go to private schools. On the other hand, 49.3% boys go to public schools and 37.5% of them go to private schools.

Missing Facilities

xxxvii. 89.1% institutions have Electricity

xxxviii. 95.9% institutions have boundary wall

xxxix. 87.0% institutions have toilets for students

xl. 95.4% institutions have drinking water

Gender Wise Comparison

The overall conditions in Gujrat are much better than other districts in the province. It is in the top 5 districts when it comes to Gender Parity. On the GPI, Gujrat was able to score 0.682, which shows lower gender disparity between boys and girls.

DISTRICT HAFIZABAD

Out of School Children

Here, 17.2% girls are out of school while 13.8% boys are out of school. So, while a smaller proportion of children are out of school in the district of Hafizabad, more girls are still at a disadvantage.

Types of Schools

Out of the enrolled children, 49.8% girls go to public schools and 32.5% of them go to private schools. On the other hand, 51.9% boys go to public schools and 33.4% of them go to private schools.

Missing Facilities

- xli. 68.8% institutions have Electricity
- xlii. 89.0% institutions have boundary wall
- xliii. 78.8% institutions have toilets for students
- xliv. 90.5% institutions have drinking water

Gender Wise Comparison

Hafizabad is not too high nor too low in gender parity; it lies somewhere in the mid-range with a ranking of 15 out of 36 provinces. It has a GPI of 0.556. This indicates that gender disparity in the favour of boys does exist in the district.

DISTRICT JHELM

Out of School Children

While the percentage of out of school boys in Jhelum is relatively low i.e., 9.3%, there are still 15.3% out of school girls. Reflecting that, girls face higher illiteracy in this district.

Types of Schools

Out of the enrolled children, 52.5% girls go to public schools and 29.4% of them go to private schools. On the other hand, 59.5% boys go to public schools and 29.3% of them go to private schools.

Missing Facilities

- xlv. 80.8% institutions have Electricity
- xlvi. 91.9% institutions have boundary wall
- xlvii. 76.0% institutions have toilets for students
- xlviii. 78.2% institutions have drinking water

Gender Wise Comparison

The district of Jhelum was able to score 0.601 on the GPI, which is higher than the average score of other districts, thus ranking Jhelum as the 11th out of 36 districts in gender parity.

DISTRICT JHANG

Out of School Children

28.1% of girls are out of school in the district of jhang, and on the other hand, there are 20.3% out of school boys.

Types of Schools

Out of the enrolled children, 38.1% girls go to public schools and 32.7% of them go to private schools. On the other hand, 51.4% boys go to public schools and 27.1% of them go to private schools.

Missing Facilities

xlix. 56.4 % institutions have Electricity

- i. 80.6% institutions have boundary wall
- ii. 80.6 % institutions have toilets for students
- lii. 96.1% institutions have drinking water

Gender Wise Comparison

Jhang has not been able to perform well in terms of gender parity as it is ranked as one of the worst districts in the province in this regard. This is obviously due to its poor performance on the GPI. Its score is 0.406 which shows grave gender disparity disadvantaging girls of the district.

DISTRICT KASUR

Out of School Children

The percentage of out of school children for both boys and girls are quite similar in the district of Kasur. There are 16.7% out of school girls and 16.3% out of school boys.

Types of Schools

Out of the enrolled children, 42.3% girls go to public schools and 39.8% of them go to private schools. On the other hand, 44.5% boys go to public schools and 37.1% of them go to private schools.

Missing Facilities

- liii. 70.7 % institutions have Electricity
- liv. 92.9% institutions have boundary wall
- lv. 85.5% institutions have toilets for students
- lvi. 94.3% institutions have drinking water

Gender Wise Comparison

Kasur lies on the bottom 10 of the district wise ranking in terms of gender parity due to its low GPI of 0.488.

DISTRICT KHANEWAL

Out of School Children

In Khanewal the percentage of out of school girls is 31.8% which is quite a worrisome figure. In comparison, the percentage of out of school boys is 21.6%

Types of Schools

Out of the enrolled children, 51.2% girls go to public schools and 16.4% of them go to private schools. On the other hand, 51.7% boys go to public schools and 26.4% of them go to private schools.

Missing Facilities

- lvii. 80.6 % institutions have Electricity
- lviii. 88.2% institutions have boundary wall
- lix. 85.9% institutions have toilets for students
- lx. 96.2% institutions have drinking water

Gender Wise Comparison

The district of Khanewal is one of the districts in Punjab where gender disparity dominates. It has a GPI of 0.518.

DISTRICT KHUSHAB

Out of School Children

The percentage of out of school girls in Khushab are 21.1% whereas the percentage of out of school boys is 12.6%. This is a massive difference in the enrolment rate between boys and girls.

Types of Schools

Out of the enrolled children, 48.1% girls go to public schools and 28.8% of them go to private schools. On the other hand, 60.8% boys go to public schools and 25.9% of them go to private schools.

Missing Facilities

- lxi. 65.6 % institutions have Electricity
- lxii. 80.6% institutions have boundary wall
- lxiii. 78.6% institutions have toilets for students
- lxiv. 85.4% institutions have drinking water

Gender Wise Comparison

Unfortunately, Khushab has a very poor performance in terms of gender parity. It is actually ranked the second worst in comparison to the other 36 districts of Punjab. It's GPI is 0.353.

DISTRICT LAHORE

Out of School Children

Despite being the capital of the province of Punjab, Lahore still faces high illiteracy. The percentage of out of school girls is 21.7% and 22.7% for boys. Here the gender gap is not as high.

Types of Schools

Out of the enrolled children, 33% girls go to public schools and 42.3% of them go to private schools. On the other hand, 26.5% boys go to public schools and 47.2% of them go to private schools.

Missing Facilities

- lxv. 96.7 % institutions have Electricity
- lxvi. 96.8% institutions have boundary wall
- lxvii. 92.1% institutions have toilets for students
- lxviii. 98.7% institutions have drinking water

Gender Wise Comparison

Lahore has been given the highest rank in the province for gender parity. Its GPI, is 0.794, which is quite high and indicates lower levels of gender disparity.

DISTRICT LAYYAH

Out of School Children

In this district, 24.3% girls are out of school, however the percentage of out of school boys is 18.9.

Types of Schools

Out of the enrolled children, 57.2% girls go to public schools and 17.1% of them go to private schools. On the other hand, 59.9% boys go to public schools and 19.2% of them go to private schools.

Missing Facilities

- lix. 56.7 % institutions have Electricity
- lxx. 83.0% institutions have boundary wall
- lxxi. 80.0% institutions have toilets for students
- lxxii. 94.4% institutions have drinking water

Gender Wise Comparison

The GPI of district Layyah is 0.450 which indicates gender disparity in the favour of boys. Overall, this score is quite low even in comparison to other districts in the province. It ranks at 28th out of 36 districts in gender parity.

DISTRICT LODHRAN

Out of School Children

21.3% of girls in the district of Lodhran are out of school where as only 14.3% of boys are out of school.

Types of Schools

Out of the enrolled children, 35.7% girls go to public schools and 36.4% of them go to private schools. On the other hand, 38.5% boys go to public schools and 42.5% of them go to private schools.

Missing Facilities

- lxxiii. 75.7% institutions have Electricity
- lxxiv. 96.6% institutions have boundary wall
- lxxv. 94.7% institutions have toilets for students
- lxxvi. 93.8% institutions have drinking water

Gender Wise Comparison

The district of Lodhran, has the lowest GPI in the district. It's GPI is 0.353. This indicates very high gender disparity and shows that girls are very disadvantaged in terms of education.

DISTRICT MANDI BAHUDDIN

Out of School Children

In the district of Mandi Bahuddin, 15.9% girls and 13.4% boys are out of school.

Types of Schools

Out of the enrolled children, 51.1% girls go to public schools and 32.5% of them go to private schools. On the other hand, 53.8% boys go to public schools and 31.8% of them go to private schools.

Missing Facilities

- lxxvii. 90.0% institutions have Electricity
- lxxviii. 93.8% institutions have boundary wall
- lxxix. 85.9% institutions have toilets for students
- lxxx. 98.1% institutions have drinking water

Gender Wise Comparison

In comparison with other districts of the province, the district of Mandi Bahuddin has been able to perform relatively well in gender parity. It is ranked as the 12th best province out of 36 in this regard. Its GPI is 0.589, which is comparatively on the higher side.

DISTRICT MIANWALLI

Out of School Children

Mianwali has 18.4% of out of school girls and 11.8% of out of school boys. While the overall percentage of out of school children is low, the difference between out of school boys and girls is still significant.

Types of Schools

Out of the enrolled children, 53.3% girls go to public schools and 27.3% of them go to private schools. On the other hand, 57.1% boys go to public schools and 30.3% of them go to private schools.

Missing Facilities

- lxxxi. 70.0% institutions have Electricity
- lxxxii. 87.3% institutions have boundary wall
- lxxxiii. 78.8% institutions have toilets for students
- lxxxiv. 81.4% institutions have drinking water

Gender Wise Comparison

The district of Mianwali faces gender disparity to quite an extent as its GPI is 0.386. This is quite low even in comparison to all 36 districts of the province and stands as the 4th worst in terms of gender parity.

DISTRICT MULTAN

Out of School Children

The district of Multan faces grave illiteracy as a large proportion of its children are out of school. An alarming 38.6% girls and 32.9% of boys are recorded as out of school.

Types of Schools

Out of the enrolled children, 42.4% girls go to public schools and 18.5% of them go to private schools. On the other hand, 37.7% boys go to public schools and 28.7% of them go to private schools.

Missing Facilities

- lxxxv. 65.6% institutions have Electricity
- lxxxvi. 90.9% institutions have boundary wall
- lxxxvii. 83.7% institutions have toilets for students
- lxxxviii. 93.1% institutions have drinking water

Gender Wise Comparison

The district has a GPI of 0.578 which lies in the mid-range of the district wise ranking of Gender Parity. While in comparison to some districts its score is higher, but that does not mean that girls in the district do not have to face the brunt of gender disparity.

DISTRICT MUZAFFAR GARH

Out of School Children

There are 32.9% of girls who do not go to school in this district. The percentage of such out of school boys, is 24.1% which in comparison to girls is quite lower.

Types of Schools

Out of the enrolled children, 28.8% girls go to public schools and 23.3% of them go to private schools. On the other hand, 33.2% boys go to public schools and 27.7% of them go to private schools.

Missing Facilities

- lxxxix. 34.7% institutions have Electricity
- xc. 76.5% institutions have boundary wall
- xcii. 74.1% institutions have toilets for students
- xciii. 89.7% institutions have drinking water

Gender Wise Comparison

The district of Muzaffargarh is one of the bottom 10 on the district wise ranking in terms of gender parity. It's GPI is 0.440.

DISTRICT NANKANA SAHIB

Out of School Children

There are 21.5% of girls who do not go to school in this district. The percentage of such out of school boys, is 15.7% which in comparison to girls is quite lower.

Types of Schools

Out of the enrolled children, 36.3% girls go to public schools and 39.8% of them go to private schools. On the other hand, 41.9% boys go to public schools and 40% of them go to private schools.

Missing Facilities

- xciii. 56.1% institutions have Electricity
- xciv. 87.4% institutions have boundary wall
- xcv. 80.8% institutions have toilets for students
- xcvi. 92.4% institutions have drinking water

Gender Wise Comparison

The district of Muzaffargarh has a GPI of 0.581. This score is higher than most other districts of the province.

DISTRICT NAROWAL

Out of School Children

While literacy is relatively high in this district, 10.3% girls and 12.9% boys are still out of school. Here we see that interestingly a slight edge in percentage of girls going to school.

Types of Schools

Out of the enrolled children, 45.2% girls go to public schools and 43% of them go to private schools. On the other hand, 37.6% boys go to public schools and 48.2% of them go to private schools.

Missing Facilities

- xcvii. 69.9% institutions have Electricity
- xcviii. 87.8% institutions have boundary wall
- xcix. 79.5% institutions have toilets for students
- c. 92.8% institutions have drinking water

Gender Wise Comparison

In Narowal the GPI is 0.553. This shows that gender disparity does exist in the district but in comparison with other districts of the province it did moderately well. It scored 17 out of 36 in terms of gender parity.

DISTRICT OKARA

Out of School Children

The illiteracy rate of girls, specifically, is quite high in this district. 24.8% girls and 19% of boys are out of school.

Types of Schools

Out of the enrolled children, 47.2% girls go to public schools and 25.4% of them go to private schools. On the other hand, 48.8% boys go to public schools and 30.3% of them go to private schools.

Missing Facilities

- ci. 70.6% institutions have Electricity
- cii. 85.5% institutions have boundary wall
- ciii. 84.1% institutions have toilets for students
- civ. 92.5% institutions have drinking water

Gender Wise Comparison

In the district of Okara the GPI is 0.523. This shows that gender disparity does exist in the district. Furthermore, there are 20 districts that have been able to perform better than Okara in terms of gender parity.

DISTRICT PAKPATTAN

Out of School Children

In this district 26.2% of girls do not attend school. However, the proportion of boys that are out of school is 21.9% which is significantly lower compared to the percentage of out of school girls.

Types of Schools

Out of the enrolled children, 52.4% girls go to public schools and 20.1% of them go to private schools. On the other hand, 58.2% boys go to public schools and 18.1% of them go to private schools.

Missing Facilities

- cv. 81.3% institutions have Electricity
- cvi. 90.9% institutions have boundary wall
- cvii. 83.7% institutions have toilets for students
- cviii. 90.1% institutions have drinking water

Gender Wise Comparison

The GPI of the district of Pakpattan is 0.520 and it ranked 22 out of 36 districts in terms of gender parity.

DISTRICT RAHIM YAR KHAN

Out of School Children

Alarmingly over half the girls of this district are out of school. It is reported that 52.5% girls do not attend school. In comparison, 36.4% of boys also do not attend school in this district. While both numbers are very high, the rate of girls out of school is extremely worrisome.

Types of Schools

Out of the enrolled children, 32.7% girls go to public schools and 12.5% of them go to private schools. On the other hand, 45.2% boys go to public schools and 15.2% of them go to private schools.

Missing Facilities

- cix. 50.4 % institutions have Electricity
- cx. 81.7% institutions have boundary wall
- cxii. 79.7% institutions have toilets for students
- cxiii. 83.1% institutions have drinking water

Gender Wise Comparison

The GPI of the district of Rahim Yar Khan is 0.506. this is a relatively lower score as compared to other districts in the province, hence placing Rahim Yar Khan at 24th out of 36 districts in terms of gender parity.

DISTRICT RAJANPUR

Out of School Children

In the district of Rajanpur 59% of the girls are out of school. This is more than half of the female child population being deprived of their basic right of education. On the other hand, 36.2% boys are also out of school. This indicates high rates of illiteracy and a huge gender gap which is disadvantaging girls the most.

Types of Schools

Out of the enrolled children, 24.8% girls go to public schools and 14.6% of them go to private schools. On the other hand, 36.3% boys go to public schools and 24.7% of them go to private schools.

Missing Facilities

- cxiii. 17.8 % institutions have Electricity
- cxiv. 76.6% institutions have boundary wall
- cxv. 67.4% institutions have toilets for students
- cxvi. 77.0% institutions have drinking water

Gender Wise Comparison

The GPI of the district of Rajanpur is 0.442. This is quite a low score even when compared to other districts in the province. This score ranks Rajanpur at 29th out of 36 districts in terms of gender parity.

DISTRICT RAWALPINDI

Out of School Children

The literacy rate of this district is quite high, with only 6.2% girls and 5.4% boys out of school. Children here are more likely to attend school as compared to other districts in the region.

Types of Schools

Out of the enrolled children, 45.6% girls go to public schools and 47.9% of them go to private schools. On the other hand, 45.5% boys go to public schools and 48.3% of them go to private schools.

Missing Facilities

- cxvii. 66.9% institutions have Electricity
- cxviii. 80.3% institutions have boundary wall
- cxix. 78.9% institutions have toilets for students
- cxx. 76.1% institutions have drinking water

Gender Wise Comparison

The GPI of the district of Rawalpindi is 0.625. This is quite a high score as compared to other districts in the province. This score ranks Rawalpindi at 8th out of 36 districts in terms of gender parity.

DISTRICT SAHIWAL

Out of School Children

In the district of Sahiwal, 20.9% girls and 14.8% boys are out of school.

Types of Schools

Out of the enrolled children, 49.7% girls go to public schools and 28.8% of them go to private schools. On the other hand, 58% boys go to public schools and 26.3% of them go to private schools.

Missing Facilities

- cxxi. 92.1% institutions have Electricity
- cxxii. 89.6% institutions have boundary wall
- cxxiii. 86.6% institutions have toilets for students
- cxxiv. 96.9% institutions have drinking water

Gender Wise Comparison

The district of Sahiwal has performed relatively well in terms of gender parity as its GPI is 0.629%. Out of the 36 districts in the province it is ranked as 7th when it comes to gender parity.

DISTRICT SARGODHA

Out of School Children

In the district of Sargodah, 24.7% girls and 14.9% boys are out of school.

Types of Schools

Out of the enrolled children, 49.2% girls go to public schools and 25.6% of them go to private schools. On the other hand, 58.9% boys go to public schools and 25.4% of them go to private schools.

Missing Facilities

- cxxv. 75.4% institutions have Electricity
- cxxvi. 85.6% institutions have boundary wall
- cxxvii. 80.2% institutions have toilets for students
- cxxviii. 95.8% institutions have drinking water

Gender Wise Comparison

The district of Sargodah has a of GPI is 0.527. Out of the 36 districts in the province it is ranked as 19th when it comes to gender parity.

DISTRICT SHEIKHUPURA

Out of School Children

In the district of Sheikhpura, 16.8% girls and 14.7% boys are out of school.

Types of Schools

Out of the enrolled children, 40.3% girls go to public schools and 42.8% of them go to private schools. On the other hand, 39.3% boys go to public schools and 45.8% of them go to private schools.

Missing Facilities

- cxxix. 61.2% institutions have Electricity
- cxxx. 88.2% institutions have boundary wall
- cxxxi. 82.0% institutions have toilets for students
- cxxxii. 91.3% institutions have drinking water

Gender Wise Comparison

The district of Sheikhpura has a GPI of 0.623. Out of the 36 districts in the province it is ranked as 9th when it comes to gender parity.

DISTRICT SIALKOT

Out of School Children

In the district of Sheikhpura, 11% girls and 11.3% boys are out of school.

Types of Schools

Out of the enrolled children, 37.4% girls go to public schools and 51.6% of them go to private schools. On the other hand, 34.7% boys go to public schools and 53.2% of them go to private schools.

Missing Facilities

- cxxxiii. 79.8% institutions have Electricity
- cxxxiv. 86.1% institutions have boundary wall
- cxxxv. 77.7% institutions have toilets for students
- cxxxvi. 90.2% institutions have drinking water

Gender Wise Comparison

The district of Sialkot has a GPI of 0.744. Out of the 36 districts in the province it is ranked as the second-best district in terms of gender parity.

DISTRICT TOBA TEK SINGH

Out of School Children

In the district of T.T Singh, 22.6% girls and 18.4% boys are out of school.

Types of Schools

Out of the enrolled children, 54.3% girls go to public schools and 22.8% of them go to private schools. On the other hand, 63.1% boys go to public schools and 18.5% of them go to private schools.

Missing Facilities

cxxxvii. 90.4% institutions have Electricity

cxxxviii. 86.7% institutions have boundary wall

cxxxix. 87.4% institutions have toilets for students

cxl. 97.1% institutions have drinking water

Gender Wise Comparison

The district of Sialkot has a GPI of 0.652. Out of the 36 districts in the province it is ranked 6th in terms of gender parity.

DISTRICT VEHARI

Out of School Children

In the district of T.T Singh, 27.7% girls and 17.4% boys are out of school.

Types of Schools

Out of the enrolled children, 45.6% girls go to public schools and 18.5% of them go to private schools. On the other hand, 50.8% boys go to public schools and 25.6% of them go to private schools.

Missing Facilities

cxli. 90.2% institutions have Electricity

cxlii. 93.0% institutions have boundary wall

cxliii. 91.0% institutions have toilets for students

cxliv. 97.3% institutions have drinking water

Gender Wise Comparison

The district of Sialkot has a GPI of 0.526. Out of the 36 districts in the province it is ranked 20th in terms of gender parity.

CONCLUSION

According to the Pakistan Education Statistics 2016-17, 40% children are out of school in the province of Punjab. Out of this 40%, 41% of them are girls. Considering that Punjab is the most developed and affluent province of the country, one would imagine the education statistics to look better than this. However, this report shows the extent to how neglected, girls' education is.

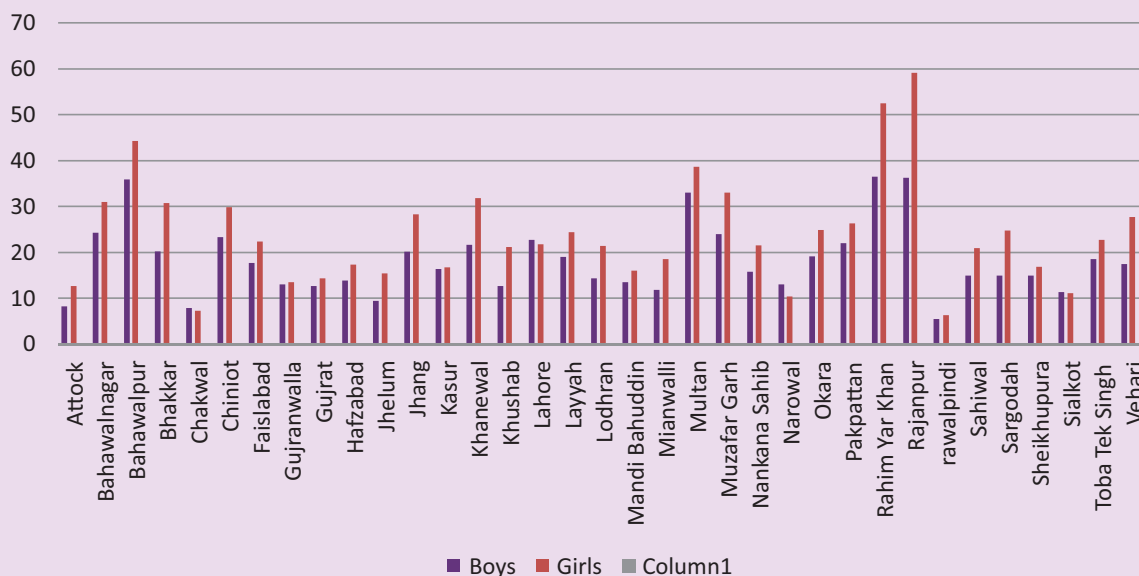
Some of the barriers towards female education in the province are poverty, early child marriages, gender inequality, lack of affordable close by schools, etc. The Punjab and Federal Government and administration must come together to address these barriers in order to improve the status of girl's education in the province.

REFERENCES

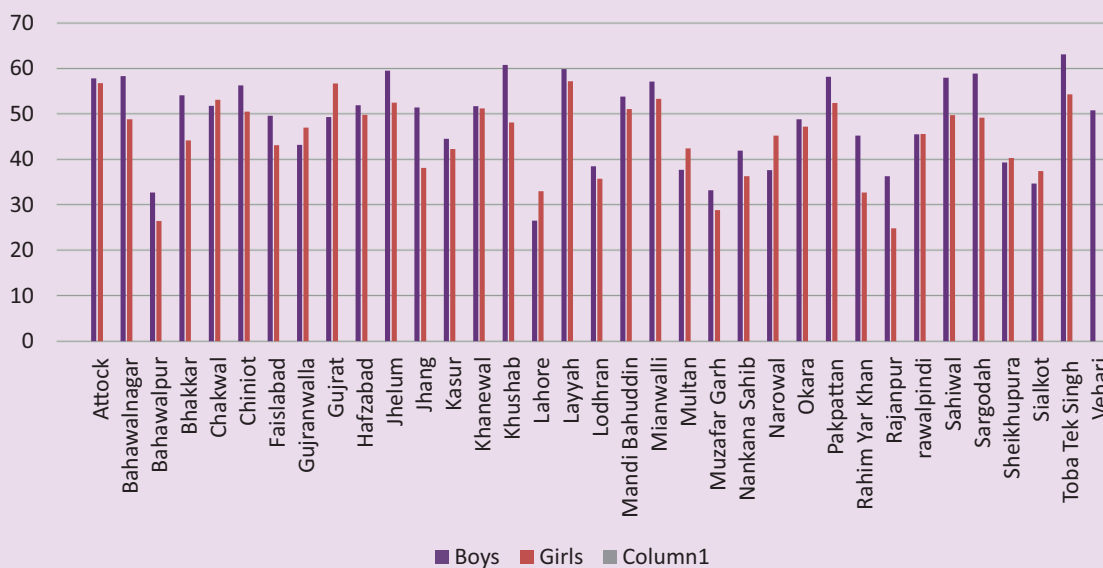
- http://aserpakistan.org/index.php?func=data_statistics
- <http://library.aepam.edu.pk/Books/District%20Education%20Profile%202011-12.pdf>
- <http://www.sjbipp.org/publications/IR/reports/IR-01-12.pdf>
- <http://library.aepam.edu.pk/Books/Pakistan%20Education%20Statistics%202016-17.pdf>

STATUS OF GIRLS EDUCATION – PUNJAB

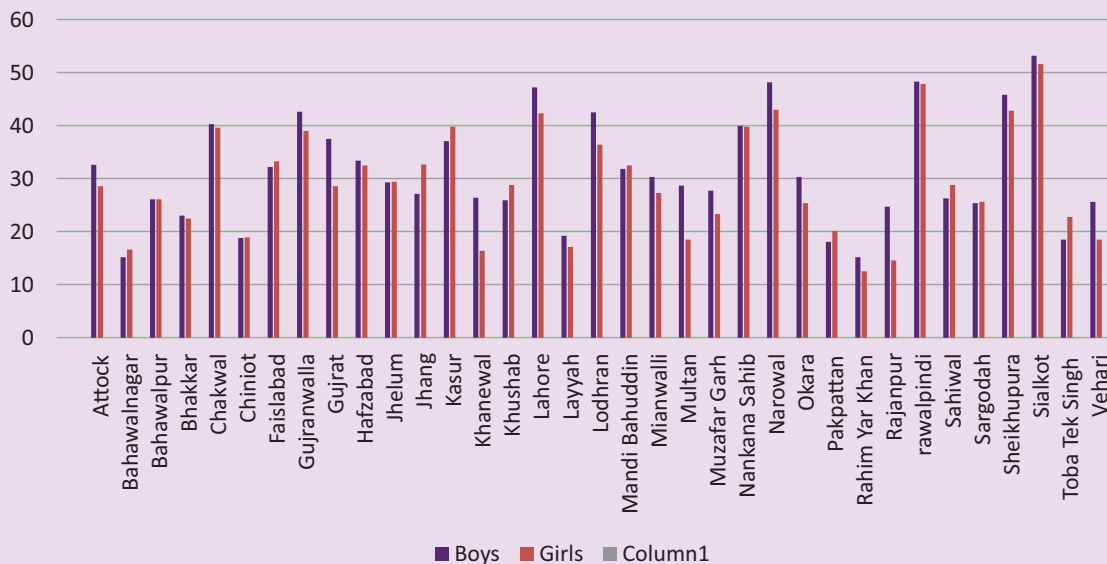
Out of School Children



%age children going to public school



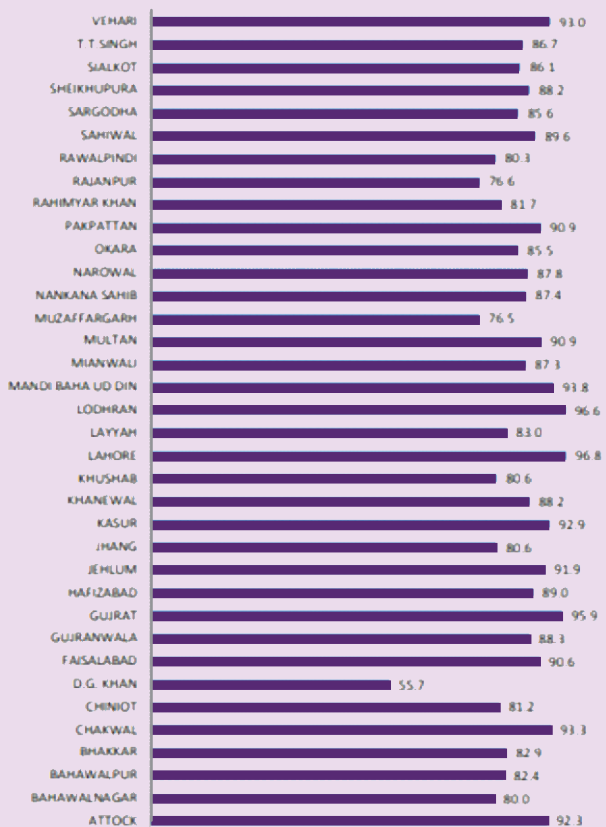
%age children going to private school



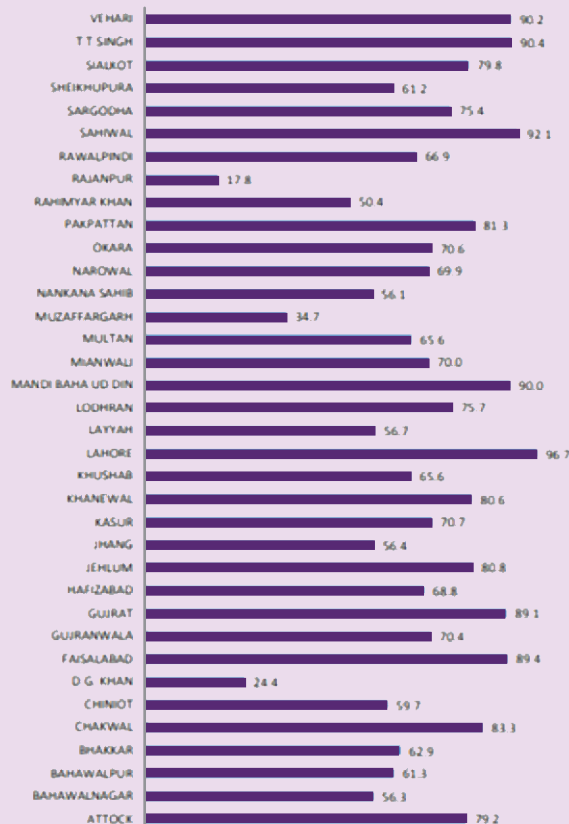
Complete Lists of Districts and Towns by Mean Year of Schooling and Gender Parity Index

District	Rank	Gender Parity Index	Male	Female
Lahore	1	0.794	7.2	5.7
Sialkot	2	0.744	6.0	4.5
Gujranwala	3	0.702	6.1	4.3
Gujrat	4	0.682	6.5	4.4
Faisalabad	5	0.656	6.2	4.0
Toba Tek Singh	6	0.652	6.0	3.9
Sahiwal	7	0.629	5.7	3.6
Rawalpindi	8	0.625	8.0	5.0
Sheikhpura	9	0.623	5.3	3.3
Chakwal	10	0.604	7.2	4.4
Jhelum	11	0.601	7.0	4.2
Mandi Bahaudin	12	0.589	6.2	3.7
Nankana Sahib	13	0.581	5.6	3.3
Multan	14	0.578	5.7	3.3
Hafizabad	15	0.556	5.2	2.9
Attock	16	0.553	6.4	3.5
Narowal	17	0.553	6.5	3.6
Bahawalnagar	18	0.532	5.0	2.7
Sargodha	19	0.527	5.6	3.0
Vehari	20	0.526	5.2	2.7
Okara	21	0.523	4.8	2.5
Pakpattan	22	0.520	4.6	2.4
Khanewal	23	0.518	6.1	3.1
Rahim Yar Khan	24	0.506	4.9	2.5
Bahawalpur	25	0.504	4.7	2.4
Kasur	26	0.488	4.8	2.4
Dera Ghazi Khan	27	0.470	5.4	2.5
Layyah	28	0.450	5.0	2.3
Rajanpur	29	0.442	4.0	1.8
Muzaffargarh	30	0.440	4.8	2.1
Chiniot	31	0.409	4.8	2.0
Jhang	32	0.406	5.2	2.1
Mianwali	33	0.386	6.0	2.3
Bhakkar	34	0.378	4.7	1.8
Khushab	35	0.366	5.8	2.1
Lodhran	36	0.353	4.5	1.6

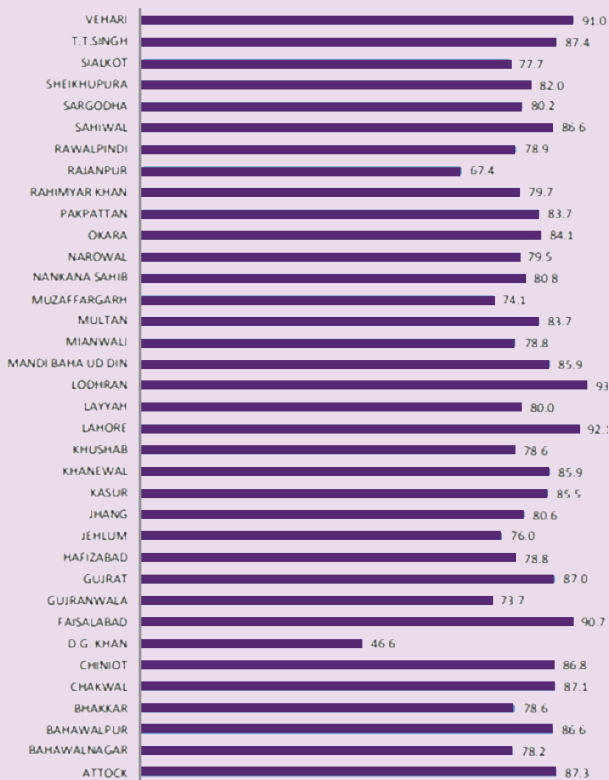
% of Institutions having Boundarywall



% of Institutions having Electricity



% of Institutions having Toilets for Students



% of Institutions having Drinking Water

